

A Modified Limbert No. 346 Magazine Stand

Michael Crow

The magazine stand might be the unsung hero of the American Arts & Crafts movement. A low price and convenient form factor meant it could find a home in many households. They're also surprisingly useful. Distinguishing Charles Limbert's No. 346 from versions produced by other manufacturers are the trapezoidal form (the front, back, and sides all slope inwards at 3°) and cutouts.

In the spirit of "I Can Do That," I've modified the version of the No. 346 presented here in two ways:

1. The depth of the case has been shortened to 11½ inches to accommodate 1 x 12 stock.
2. Pocket hole screws join the stand together.

If you like this project, you might like my new book on Limbert furniture, available on Shopwoodworking.com.

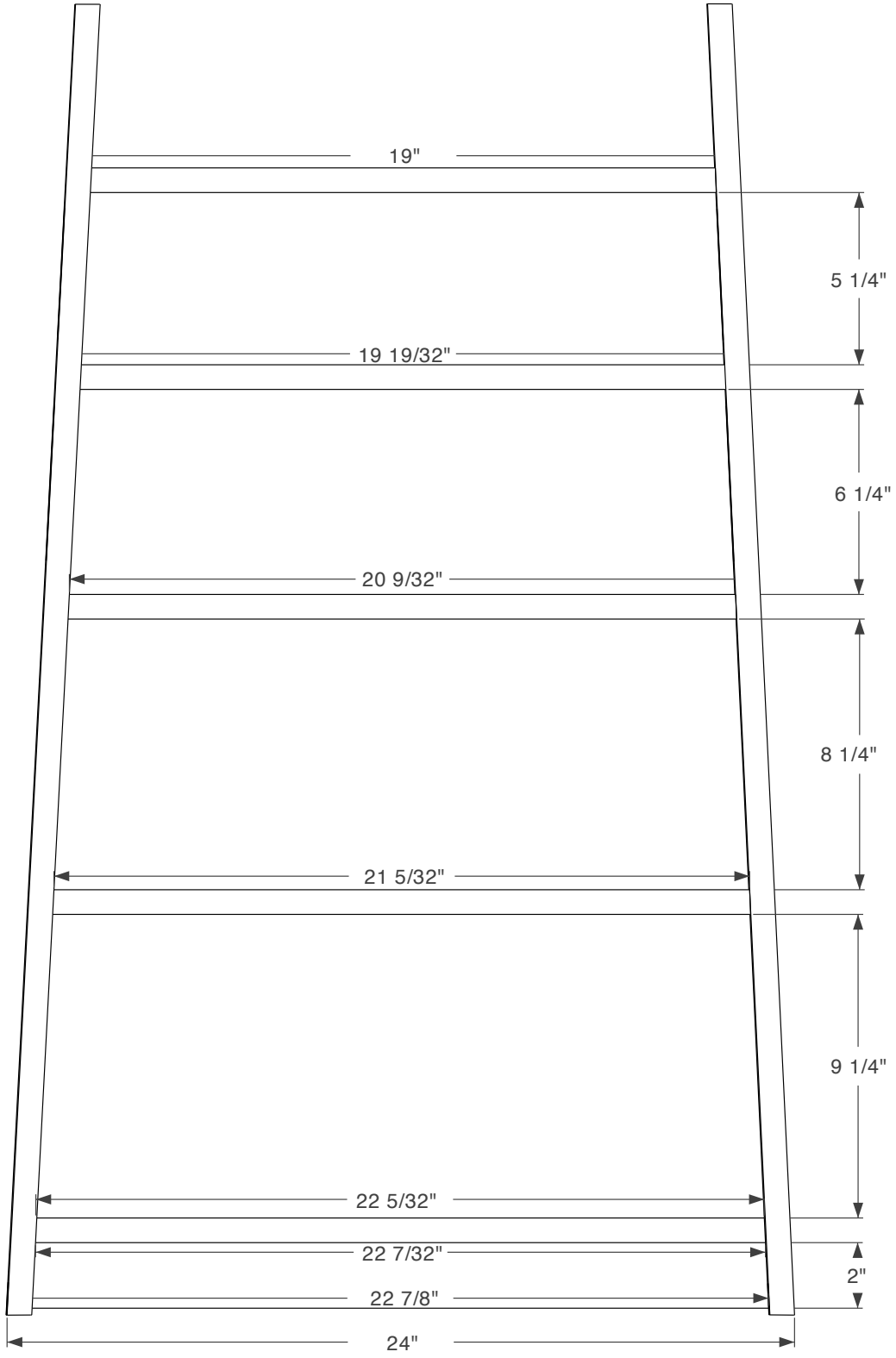


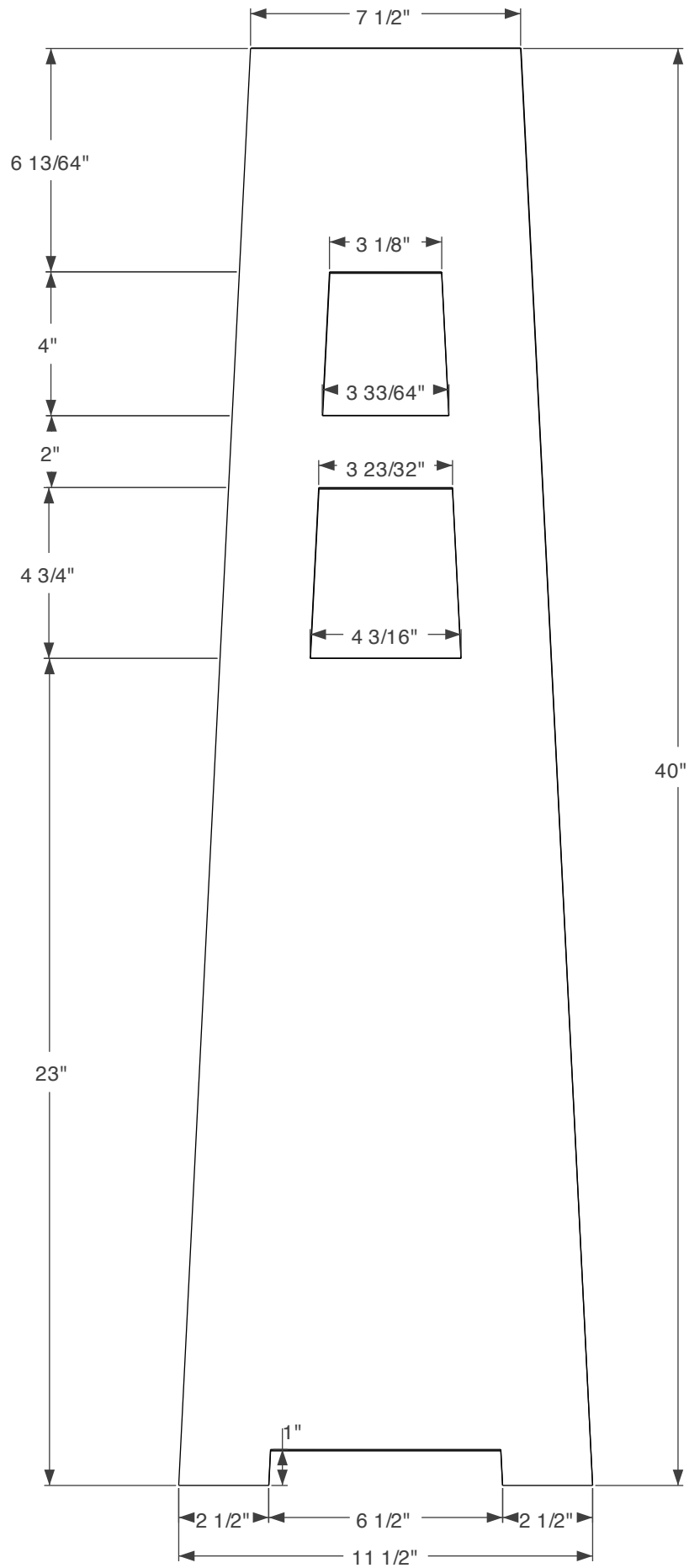
The No. 346 Magazine Stand provides a good introduction to working with the trapezoidal forms of Limbert's more sophisticated pieces.




Parts List

Count	Description	Length	Width	Thickness
1	kick	22 27/64"	2"	3/4"
1	shelf 1	19 5/64"	7 3/4"	3/4"
1	shelf 2	19 3/4"	8 11/32"	3/4"
1	shelf 3	20 7/8"	9 1/16"	3/4"
1	shelf 4	21 17/64"	9 61/64"	3/4"
1	shelf 5	22 15/64"	10 61/64"	3/4"
2	side	40"	11 1/2"	3/4"







3° bevel on ends of sides and shelves shelves