

# Weekend Pot Rack

This simple piece keeps your favorite cooking implements close at hand.

I like having the pots, pans and cooking utensils I use most often within easy reach of my stove, and this simple pot rack fits the bill (with a shelf on top for lids or what have you).

My original design of this piece hangs over the counter in my kitchen. That one has three sections (to span the counter-sink-counter span of my cabinet run) and is in hard maple, with two  $\frac{3}{4}$ "-diameter 304 stainless steel rods on either side of the sink.

The construction methods are basically the same as what I'm showing here, but to make this version more approachable, I used materials from a home center, including a  $\frac{3}{4}$ "-diameter wooden dowel. But there's no reason you couldn't get creative and use a copper rod or black steel pipe capped with matching metal bits on either end.

## The First Cut

This project is assembled using pocket screws, dimensional poplar and some maple Shaker pegs (because that's what the home center had available).

You'll need 4'-long pieces of 1x8 (the top) and 1x3 (the back), 2' of 1x6 (the sides) and a 4'-long dowel. (I considered using a smaller-diameter dowel, but had concerns about the weight of heavy cookware bowing it.)

One way I simplified this build from my original was to, as much as possible, use the actual widths of the dimensional lumber. But the 1x8 top simply has to be ripped – a  $1\frac{3}{4}$ " overhang just looked bad.

So the first task is to rip that 1x8 to  $6\frac{1}{2}$ ". For this, I used a circular saw with an edge guide (though you could also use a jigsaw), then cleaned off the saw marks with a block plane.

Next, cut the top and two side pieces to length at the miter saw. (It's best to



hold off on cutting the back to length until you have the sides screwed to the top; that way, you can measure the actual rather than the theoretical distance.)

## Appealing Curves

Now set the top aside and work on the sides.

You have a couple options on laying out the curves. The easiest – if you have access to a printer with legal paper – is to download the SketchUp drawing

from our web site (see [popularwoodworking.com/feb15](http://popularwoodworking.com/feb15)), print out the side piece full-size, then cut it out and use spray adhesive to stick it on the workpiece. Then, you can simply cut to the pattern.

But while I have access to a suitable printer, I prefer the “bendy stick” method. So, using a combination square, I measured 6" down from the top and made a mark on the front edge, then 1" in from the back and made another mark at the bottom edge. I tacked in a nail near each of those marks, then rooted through the trash for a thin offcut.

With the offcut registered against the nails, I can tweak the curve until I get something that looks right to my eye, then mark the curve with a pencil. Note that my curve might not exactly match the printout – and that's OK. What looks good to your eye is what matters.



**Rip it.** This jig's platform matches the width of the saw's shoe from the blade to the edge; the edge of the shoe rides against the fence. To use it, align the jig's bed with your cutline, then clamp it in place. Keep the saw tight against the fence as you cut.



**Bendy stick.** I often use two nails and a thin offcut to lay out curves. This approach allows me to tweak things to my liking rather than adhere to a strict pattern.

Once you have the curve marked on one piece, cut it out using a jigsaw. And the cleaner and more fluid your cuts are, the better – then there’s less cleanup to make a fair curve.

If you’ve cut close to the line and have an almost-fair curve, go ahead and use the first piece to lay out the curve on the second, then cut it out, too. If you’re not happy with the first cut, clean it up with a rasp until you’re almost there, then mark and cut the second side.

Now clamp the two sides together (cut side up), and use a rasp and sandpaper to fair and smooth the curves on both at the same time; that way, they’ll match. (But if they’re a little off, don’t fret. No one will notice when they’re 36½” apart on your wall.)

The last bit of work on the two side pieces is to drill the holes for your dowel (or pipe). On my original, I used stopped holes and captured the steel rod – but that makes the assembly a little trickier without a helper to

## Weekend Pot Rack

NO.	ITEM	DIMENSIONS (INCHES)			MATERIAL	COMMENTS
		T	W	L		
❑ 1	Top	¾	6½	40	Poplar	
❑ 2	Ends	¾	5½	13	Poplar	
❑ 1	Back	¾	2½	36½	Poplar	
❑ 1	Dowel	¾ dia.		39	Poplar	Cut to fit

hold things in place. So here I drilled through-holes.


To keep from getting blow-out on the backside, it’s a good idea to drill in from both faces of the workpiece. First lay out the hole on the inside face of each piece, then drill a tiny hole right at the center. Now chuck a ¾”-diameter Forstner bit or spade bit in your drill and align the bit’s point with the small hole. Drill halfway through, flip the piece, then repeat. (It’s important that these holes be straight and at 90°, so grab a helper to spot you if necessary.)

### In the Pocket

Using a pocket screw jig, bore two holes on the inside faces at the top of each side piece. (I measured in 1¼” from each long edge and struck a layout line... because I’m anal-retentive.)

Before getting started on the assembly, I recommend sanding the top and sides now. For painted work, I usually sand to #150 grit.

With the surfaces prepped, you’re ready to attach the sides to the top. There’s a 1” overhang on each end, so use your combination square to mark



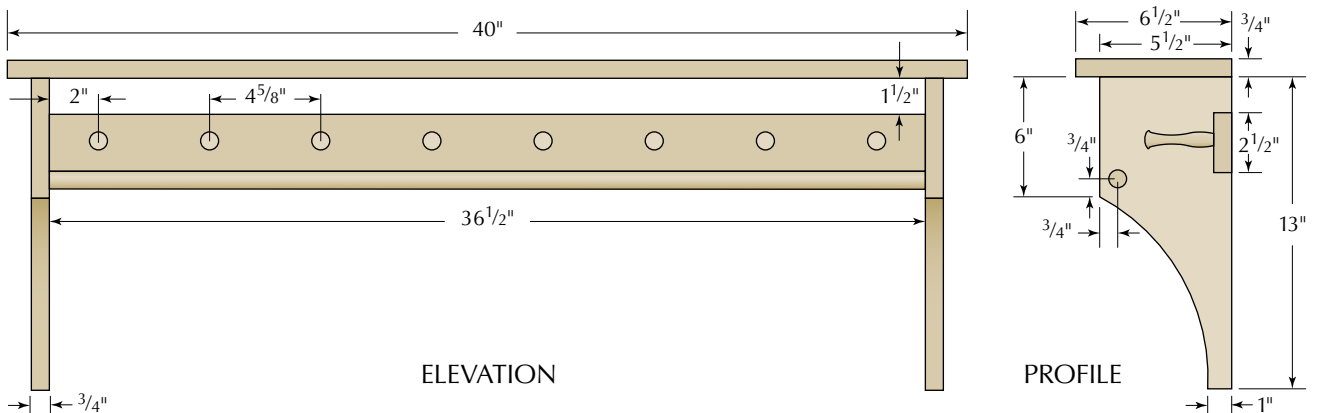
**Assembly block.** To help with assembly, I clamp an offcut at my layout line, then use that to support the side and keep it aligned as I drive the screws.

1” in from both ends on the underside of the top. Clamp a straight block of wood at that line, and use that both to align the workpiece and help hold it in place as you screw the side to the top, flush at the back edge.

Repeat the process on the other end.

### Ready for Round Bits

Measure the distance between the two sides and transfer that length to the 1x3 (better yet, mark the length of the back



by holding it up to those two pieces). Cut the back piece to length, drill two pocket holes on the back at either end, then sand up to #150 (it's awfully hard to sand after the pegs are installed).

Lay out the eight peg locations. On mine, the pegs are 2" in from either end, and 4<sup>5</sup>/<sub>8</sub>" apart on center. You can, of course, adjust this for your aesthetics and needs. Match your drill bit to the diameter of the tenons (1/2" on mine) and drill stopped holes a little deeper than the length of the tenon. You can drill through-holes, but then the glue will drip through.

Spread a little glue around the walls of each hole, then tap the pegs in place.

After the glue has sufficient time to set, screw the back to the sides.

Now insert the dowel rod through its holes, mark it to length, then cut it about 5/8" overlong. Cut a 3/4" deep kerf centered across each end, reinsert the dowel, then tap a wedge (with a little glue on it) into each kerf. This will




**Pegs.** A little glue and a light tap with a mallet to fully seat the pegs will keep things in place.

spread the dowel just enough to lock it in its hole and keep it from sliding out.

After the glue dries, use a flush-cut saw to flush the dowel to the sides, then clean up the cut with sandpaper.

## Get Out Your Brush

Because of the pegs and the round dowel, I knew it would take me longer to paint this project than to build it, so I was sure to choose a good paint



**Spacer block.** Along with clamping an assembly block in place, for this operation, I also inserted a 1 1/2"-wide spacer block between the top and the back.

that included primer – I didn't want to have to apply more than two coats. In hindsight, it might have been easier to paint before assembly, then touch up where needed when done.

Of course, if you like the look of your wood, an oil/varnish blend or other clear coat would work nicely, too.

Once your chosen finish is dry, attach D-rings at the back on each side piece, hang your pot rack on the wall, buy a pack of S-hooks (mine are from Ikea) then decide which of your pots and pans to keep close at hand. **PWM**

*Megan is the editor of this magazine; she can be reached at [megan.fitzpatrick@fwcommunity.com](mailto:megan.fitzpatrick@fwcommunity.com).*

## NEW ON VIDEO: 'I CAN DO THAT: PROJECTS FOR THE BEGINNING WOODWORKER'

We've just launched an online video version of the I Can Do That column, "I Can Do That: Projects for the Beginning Woodworker," with bi-monthly episodes. Each episode is presented free for one month at [popularwoodworking.com/icandothat](http://popularwoodworking.com/icandothat), then gets added to the hundreds of woodworking videos available at [shopclass.popularwoodworking.com](http://shopclass.popularwoodworking.com), our streaming video site.

Like this column, the video series teaches you the foundation techniques and knowledge you need to build nice pieces of furniture using dimensional lumber and a good but basic set of tools from the home center.

The host, Chad Stanton, is a custom furniture maker with almost two decades of experience in building and teaching. Chad got into woodworking after several years working as a certified auto mechanic – something he got tired of doing because of the lack of creativity involved. "I quit the job, and, with my last \$100, printed up a bunch of fliers for doing handyman repairs," he said. He distributed them around likely neighborhoods, and things panned out.

At first, Chad was doing a lot of trim carpentry, but prefers the custom furniture work in which he now specializes. "Right now, I'm working on a Queen Anne desk for a retired professor, and I've made a lots of conference tables, vanities and fireplace mantels," he said.

You can see of more of Chad's work and find out more about him at [stantonfinefurniture.com](http://stantonfinefurniture.com) – and, of course, by watching his videos. — MF

## ONLINE EXTRAS

For links to all online extras, go to:

■ [popularwoodworking.com/feb15](http://popularwoodworking.com/feb15)

**PLAN:** Download a free SketchUp model for this pot rack.

**BLOG:** Read about the maple and stainless steel pot rack in the author's kitchen.

Our products are available online at:

■ [ShopWoodworking.com](http://ShopWoodworking.com)



### About This Column

Our I Can Do That column features projects that can be completed by any woodworker with a modest (but decent) kit of tools in less than two days of shop time, using materials from any home center. Our free PDF manual explains how to use all the tools in the kit. Visit [PopularWoodworking.com/ICanDoThat](http://PopularWoodworking.com/ICanDoThat) to download the free manual.



# HARBOR FREIGHT

QUALITY TOOLS AT RIDICULOUSLY LOW PRICES

How Does Harbor Freight  
Sell GREAT QUALITY Tools  
at the LOWEST Prices?

We have invested millions of dollars in our own state-of-the-art quality test labs and millions more in our factories, so our tools will go toe-to-toe with the top professional brands. And we can sell them for a fraction of the price because we cut out the middle man and pass the savings on to you. It's just that simple! Come visit one of our 550 Stores Nationwide.

**SCISSOR SUPER COUPON**

# 20% OFF

ANY SINGLE ITEM

**LIMIT 1** - Save 20% on any one item purchased at our stores or HarborFreight.com or by calling 800-423-2567. \*Cannot be used with other discount, coupon, gift cards, Inside Track Club membership, extended service plans or on any of the following: compressors, generators, tool storage or carts, welders, floor jacks, Towable Ride-On Trencher, Saw Mill (Item #1712/62366/67138), Predator Gas Power Items, open box items, in-store event or parking lot sale items. Not valid on prior purchases after 30 days from original purchase date with original receipt. Non-transferable. Original coupon must be presented. Valid through 4/18/15. Limit one coupon per customer per day.

10072458

**SCISSOR SUPER COUPON**

# FREE

WITH ANY PURCHASE  
27 LED PORTABLE  
WORKLIGHT/  
FLASHLIGHT

**\$6.99** VALUE

**LIMIT 1** - Cannot be used with other discount, coupon or prior purchase. Coupon good at our stores, HarborFreight.com or by calling 800-423-2567. Offer good while supplies last. Shipping & Handling charges may apply if not picked up in-store. Non-transferable. Original coupon must be presented. Valid through 4/18/15. Limit one coupon per customer per day.

10131013

**SAVE \$90**

**RAPID PUMP® 3 TON  
LOW PROFILE  
HEAVY DUTY STEEL  
FLOOR JACK**

PITTSBURGH ARMORWELD

LOT NO. 68049/62326  
60688/61253/61282

**\$79.99** REG. PRICE \$169.99

Item 61253 shown

• Weighs 77 lbs.

**LIMIT 5** - Good at our stores or HarborFreight.com or by calling 800-423-2567. Cannot be used with other discount or coupon or prior purchases after 30 days from original purchase with original receipt. Offer good while supplies last. Non-transferable. Original coupon must be presented. Valid through 4/18/15. Limit one coupon per customer per day.

10067323

**SCISSOR SUPER COUPON**

**WINNER** Best Value Award  
The Family Handyman

**12" SLIDING COMPOUND  
DOUBLE-BEVEL MITER  
SAW WITH LASER GUIDE**

LOT NO. 69684/61776/61969/61970

**\$139.99** REG. PRICE \$299.99

Item 69684 shown

**SAVE \$160**

**LIMIT 5** - Good at our stores or HarborFreight.com or by calling 800-423-2567. Cannot be used with other discount or coupon or prior purchases after 30 days from original purchase with original receipt. Offer good while supplies last. Non-transferable. Original coupon must be presented. Valid through 4/18/15. Limit one coupon per customer per day.

10131002

**SCISSOR SUPER COUPON**

**CENTRAL PNEUMATIC**

**3 GALLON, 100 PSI  
OILLESS PANCAKE  
AIR COMPRESSOR**

LOT NO. 95275  
60637/69486/61615

**\$39.99** REG. PRICE \$79.99

Item 95275 shown

**SAVE 50%**

**LIMIT 3** - Good at our stores or HarborFreight.com or by calling 800-423-2567. Cannot be used with other discount or coupon or prior purchases after 30 days from original purchase with original receipt. Offer good while supplies last. Non-transferable. Original coupon must be presented. Valid through 4/18/15. Limit one coupon per customer per day.

10084157

**SCISSOR SUPER COUPON**

**WINNER** Truckin' Magazine

**26", 4 DRAWER  
TOOL CART**

US • GENERAL

LOT NO. 95659  
61634/61952

**\$99.99** REG. PRICE \$154.99

Item 95659 shown

• 580 lb. Capacity

**LIMIT 5** - Good at our stores or HarborFreight.com or by calling 800-423-2567. Cannot be used with other discount or coupon or prior purchases after 30 days from original purchase with original receipt. Offer good while supplies last. Non-transferable. Original coupon must be presented. Valid through 4/18/15. Limit one coupon per customer per day.

10095700

**SCISSOR SUPER COUPON**

**1/4" TRIM ROUTER**  
drillmaster

LOT NO. 44914/61626

**\$19.99** REG. PRICE \$34.99

Item 44914 shown

**SAVE 42%**

**LIMIT 4** - Good at our stores or HarborFreight.com or by calling 800-423-2567. Cannot be used with other discount or coupon or prior purchases after 30 days from original purchase with original receipt. Offer good while supplies last. Non-transferable. Original coupon must be presented. Valid through 4/18/15. Limit one coupon per customer per day.

10100804

**SCISSOR SUPER COUPON**

**CENTRAL MACHINERY**

**2 HP INDUSTRIAL  
5 MICRON  
DUST COLLECTOR**

LOT NO. 97869/61790

**\$159.99** REG. PRICE \$249.99

Item 97869 shown

• 70 Gallon Capacity

**SAVE \$90**

**LIMIT 5** - Good at our stores or HarborFreight.com or by calling 800-423-2567. Cannot be used with other discount or coupon or prior purchases after 30 days from original purchase with original receipt. Offer good while supplies last. Non-transferable. Original coupon must be presented. Valid through 4/18/15. Limit one coupon per customer per day.

10129472

**SCISSOR SUPER COUPON**

**14" OSCILLATING  
SPINDLE SANDER**

CENTRAL MACHINERY

LOT NO. 69257/95088/62146

**\$99.99** REG. PRICE \$149.99

Item 69257 shown

**SAVE \$50**

**LIMIT 5** - Good at our stores or HarborFreight.com or by calling 800-423-2567. Cannot be used with other discount or coupon or prior purchases after 30 days from original purchase with original receipt. Offer good while supplies last. Non-transferable. Original coupon must be presented. Valid through 4/18/15. Limit one coupon per customer per day.

10089178

**SCISSOR SUPER COUPON**

**2.5 HP, 21 GALLON, 125 PSI  
VERTICAL AIR COMPRESSOR**

CENTRAL PNEUMATIC

LOT NO. 67847  
61454/61693

**\$149.99** REG. PRICE \$219.99

Item 67847 shown

**SAVE \$70**

**LIMIT 5** - Good at our stores or HarborFreight.com or by calling 800-423-2567. Cannot be used with other discount or coupon or prior purchases after 30 days from original purchase with original receipt. Offer good while supplies last. Non-transferable. Original coupon must be presented. Valid through 4/18/15. Limit one coupon per customer per day.

10096717

**SCISSOR SUPER COUPON**

**6" DIGITAL CALIPER**

PITTSBURGH

LOT NO. 47257/61230  
61585/62387

**\$9.99** REG. PRICE \$29.99

Item 47257 shown

Includes two 1.5V SR44 button cell batteries.

**SAVE 66%**

**LIMIT 6** - Good at our stores or HarborFreight.com or by calling 800-423-2567. Cannot be used with other discount or coupon or prior purchases after 30 days from original purchase with original receipt. Offer good while supplies last. Non-transferable. Original coupon must be presented. Valid through 4/18/15. Limit one coupon per customer per day.

10117878

**SCISSOR SUPER COUPON**

**ALUMINUM OXIDE SANDING  
SPONGES - PACK OF 10**

COARSE  
MEDIUM  
FINE

LOT NO. 46751  
LOT NO. 46752  
LOT NO. 46753

**\$4.49** REG. PRICE \$4.99

YOUR CHOICE!

**LIMIT 7** - Good at our stores or HarborFreight.com or by calling 800-423-2567. Cannot be used with other discount or coupon or prior purchases after 30 days from original purchase with original receipt. Offer good while supplies last. Non-transferable. Original coupon must be presented. Valid through 4/18/15. Limit one coupon per customer per day.

10120627

**SCISSOR SUPER COUPON**

**WINDSOR DESIGN**

**60" WORKBENCH  
WITH FOUR DRAWERS**

LOT NO. 93454  
69054

**\$139.99** REG. PRICE \$249.99

Item 93454 shown

**SAVE \$110**

**LIMIT 3** - Good at our stores or HarborFreight.com or by calling 800-423-2567. Cannot be used with other discount or coupon or prior purchases after 30 days from original purchase with original receipt. Offer good while supplies last. Non-transferable. Original coupon must be presented. Valid through 4/18/15. Limit one coupon per customer per day.

10081940

**SCISSOR SUPER COUPON**

**CENTRAL MACHINERY**

**10", 12 SPEED  
BENCH MOUNT  
DRILL PRESS**

LOT NO. 60237  
44836/62408

**\$99.99** REG. PRICE \$199.99

Item 60237 shown

**SAVE \$100**

**LIMIT 5** - Good at our stores or HarborFreight.com or by calling 800-423-2567. Cannot be used with other discount or coupon or prior purchases after 30 days from original purchase with original receipt. Offer good while supplies last. Non-transferable. Original coupon must be presented. Valid through 4/18/15. Limit one coupon per customer per day.

10095640

• 100% Satisfaction Guaranteed • No Hassle Return Policy • 550 Stores Nationwide  
• Over 25 Million Satisfied Customers • Lifetime Warranty On All Hand Tools • HarborFreight.com 800-423-2567